


VAL* - VALE*

V6-140 • V8-185

PRELIMINARY



PARTS BOOK

BULLETIN NO. 967000

CUMMINS ENGINE COMPANY, INC., COLUMBUS, INDIANA



INSTRUCTIONS

for ordering parts

Genuine Cummins Parts and service facilities are world-wide. There are more than 900 Cummins Sales and Service locations in the principal cities of the United States and Canada, and more than 200 Sales and Service locations situated elsewhere throughout the free world. Each distribution outlet is thoroughly equipped with technical data, factory-trained mechanics, modern equipment and a full, adequate stock of Genuine Cummins Parts.

For quicker and better service, your parts requirements should be ordered from your nearest authorized Cummins Distributor or Dealer. At any of the locations prompt, intelligent, courteous service is a basic trademark. Each is ready and eager to help in every possible way through personal contact or through the mail — at your convenience.

The satisfactory ordering and receiving of parts by the purchaser is greatly dependent upon the proper use of available information. In order that all avoidable errors may be eliminated, the following instructions are offered as the purchaser's guide:

1. Write your order clearly, using a typewriter if possible.
2. Be sure to list the correct part number. If in doubt as to the correct part number, state the model and serial number of the engine on which the part is to be used. Part numbers are usually located in various places on the part itself.
3. When possible, arrange your purchase order in part number numerical sequence.
4. Always specify shipping instructions — "Best Way" is satisfactory if you have no preference.
5. State your company name and shipping address clearly.

Genuine Cummins Parts mean **QUALITY!** They're designed and engineered to fit best in your Cummins Diesel. Each part is made of the highest quality material — on the most accurate of machines — by the top craftsmen of the trade.

You can be sure a Genuine Cummins Part will fit better — do the job better — lessen the chances of costly breakdown. When you buy replacement parts, buy quality. Buy Genuine Cummins Parts!

YOU OWN THE BEST . . . REPAIR WITH THE BEST




Fig. 2 V8-185 Diesel Engine - Starter side




Fig. 1 V6-140 Diesel Engine - Starter side

TABLE OF CONTENTS

DESCRIPTION	PAGE
Cylinder Block - - - - -	1
Cylinder Liner - - - - -	1
Water Header Cover - - - - -	2
Crankshaft, Main Bearings and Vibration Damper - - -	3-4-5
Connecting Rod, Piston and Rings - - - - -	6-7
Front Cover - - - - -	8
Camshaft and Camshaft Cover - - - - -	9-10
Push Rods and Tappets - - - - -	11
Rocker Levers - - - - -	12-13
Cylinder Head - - - - -	14
Cylinder Head Cover - - - - -	15
Crankcase Breather - - - - -	16
Gear Housing - - - - -	17
Oil Pan, Dipstick and Tube - - - - -	18-19
Lubricating Oil Pump - - - - -	20
Lubricating Oil Filter - - - - -	21
Water Pump and Pulley - - - - -	22-23
Fan Hub and Fan - - - - -	24
Thermostat Housing and Water Connections - - - - -	25
Air Intake Manifold and Connection - - - - -	26-27
Exhaust Manifold - - - - -	28
Fuel Pump Drive - - - - -	29
Air Compressor - - - - -	30-31
Vacuum Pump - - - - -	32
Air Cleaner - - - - -	33
Electrical Equipment - - - - -	34-35-36-37
Flywheel and Ring Gear - - - - -	38
Front Engine Support - - - - -	39
Gauges - - - - -	39
Gasket Sets - - - - -	40
PT Fuel System - - - - -	41-42-43
Fuel Pump Damper, Shutdown Valve, Fuel Tubing and Injector	

Illust. Ref. No.	Cummins Part No.	Part Name	No. Req. Per Eng.	
Group A--All Models			V6	V8
BM-79995		Block, cylinder (152158)	1	
BM-79996		Block, cylinder (157791)		1
160424		Bolt, main bearing cap	8	10
152540		*Bushings, camshaft	2	2
152550		**Bushings, camshaft	2	3
151763		Capscrew, cylinder head (short)	20	26
154219		Capscrew, cylinder head (long)	8	10
107712		Capscrew, main bearing, side locking	8	10
S-137		Capscrew, water header cover	2	2
S-112		Capscrew, water header cover	2	2
159401		Cover, water header	1	1
100973		Dowel, ring, cylinder head to block	4	4
150073		Dowel, gear housing to block (Master)	1	1
150118		Dowel, gear housing to block (Diamond)	1	1
70645		Dowel, front cover to block (Master)	1	1
68568		Dowel, front cover to block (Diamond)	1	1
120830		Dowel, rear main bearing cap	2	2
70674		Dyna-seal, main bearing capscrew	8	10
153270		Gasket, water header cover	1	1
S-908		Plug, pipe	2	2
S-910-B		Plug, pipe	4	5
S-604		Lockwasher, water header cover	4	4
160423		Washer, main bearing cap	8	10
153411		Washer, cylinder head capscrew	28	36
156580		Liner, cylinder	6	8
152948		Packing, cylinder liner	6	8
152947		Ring, liner sealing	6	8
151106		Dowel, gear housing to block (.015" O/S) (Diamond)		Use
151107		Dowel, gear housing to block (.030" O/S) (Diamond)		
151108		Dowel, gear housing to block (.040" O/S) (Diamond)		As
151103		Dowel, gear housing to block (.015" O/S) (Master)		
151104		Dowel, gear housing to block (.030" O/S) (Master)		
151105		Dowel, gear housing to block (.040" O/S) (Master)		Req'd.

* V6 1,4 position - V8 1,5 position

** V6 2,3 position - V8 2,3,4 position

W A T E R H E A D E R C O V E R

Illust. Ref. No.	Cummins Part No.	Part Name	No. Req. Per Eng.
Group A--All Models			V6 V8
	162184	Cover, water header (L.B.)	1
	161383	Cover, water header (R.B.)	1
	156954	Cover, water header (L.B.)	1
	159043	Cover, water header (R.B.)	1
	107947	Cock, drain	2 2
Mounting Parts			
	S-120	Capscrew, cover to block	28
	S-109	Capscrew, cover to block	36
	154904	Gasket, cover to block (L.B.)	1
	154906	Gasket, cover to block (R.B.)	1
	157039	Gasket, cover to block	2
	S-604	Lockwasher, cover to block	26 36

Mounts on cylinder block in place of oil cooler.

Illust. Ref. No.	Cummins Part No.	Part Name	No. Req. Per Eng.	
Group A--All Models			V6	V8
BM-79990		Bearing set, main (std.)	1	
BM-90000		Bearing set, main (std.)		1
152310		Bearing, main (No. 1,2,3, upper)	3	4
152320		Bearing, main (No. 1,2,3, lower)	3	4
152290		*Bearing, main	1	1
152300		*Bearing, main	1	1
152447		Half-ring, crankshaft thrust (lower)	2	2
152842		Half-ring, crankshaft thrust (upper)	2	2
BM-79991		Bearing set, main (.010)	1	
BM-90001		Bearing set, main (.010)		1
152311		Bearing, main (No. 1,2,3, upper)	3	4
152321		Bearing, main (No. 1,2,3, lower)	3	4
152291		*Bearing, main	1	1
152301		*Bearing, main	1	1
152447		Half-ring, crankshaft thrust (lower)	2	2
152842		Half-ring, crankshaft thrust (upper)	2	2
BM-79992		Bearing set, main (.020)	1	
BM-90002		Bearing set, main (.020)		1
152312		Bearing, main (No. 1,2,3, upper)	3	4
152322		Bearing, main (No. 1,2,3, lower)	3	4
152292		*Bearing, main	1	1
152302		*Bearing, main	1	1
152447		Half-ring, crankshaft thrust (lower)	2	2
152842		Half-ring, crankshaft thrust (upper)	2	2
BM-79993		Bearing set, main (.030)	1	
BM-90003		Bearing set, main (.030)		1
152313		Bearing, main (No. 1,2,3, upper)	3	4
152323		Bearing, main (No. 1,2,3, lower)	3	4
152293		*Bearing, main	1	1
152303		*Bearing, main	1	1
152447		Half-ring, crankshaft thrust (lower)	2	2
152842		Half-ring, crankshaft thrust (upper)	2	2
BM-79994		Bearing set, main (.040)	1	
BM-90004		Bearing set, main (.040)		1
152314		Bearing, main (No. 1,2,3, upper)	3	4
152324		Bearing, main (No. 1,2,3, lower)	3	4
152294		*Bearing, main	1	1
152304		*Bearing, main	1	1
152447		Half-ring, crankshaft thrust (lower)	2	2
152842		Half-ring, crankshaft thrust (upper)	2	2

* Use V6-140, No. 4 position. V8-185, No. 5 position.

C R A N K S H A F T

Illust. Cummins		Part Name	No. Req.	
Ref. No.	Part No.		Per	Eng.
Group A--All Models			V6	V8
	BM-78779	Crankshaft assembly	1	
	BM-79710	Crankshaft assembly		1
	159970	Crankshaft	1	
	156340	Crankshaft		1
	151456	Gear, crankshaft	1	1
	144131	Key, gear	1	1
	156564	Capscrew, flywheel to crankshaft	6	6
	142207	Dowel, flywheel	2	
	108709	Capscrew, pulley	5	6
	S-610	Lockwasher, pulley	5	6
	160521	Pulley, crankshaft (low mount fan)	1	
	156572	Pulley, crankshaft (low mount fan)	1	
	160837	Pulley, crankshaft (high mount fan)	1	
	157638	Slinger, oil	1	1

Illust.	Cummins		No. Req.
Ref. No.	Part No.	Part Name	Per Eng.
Group A--All Models			V6 V8
	BM-79712	Damper, vibration (158411)	1
	S-149	Capscrew, damper	6
	S-608	Lockwasher	6
	BM-79826	Damper, vibration (158926)	1

NOTE: Damper has two (2) Groove Pulley.

CONNECTING RODS

Illust.	Cummins			No. Req.
Ref. No.	Part No.	Part Name	Per Eng.	
Group A--All Models			V6	V8
	BM-78784	Rod, connecting (157648)	6	8
	157626	Bolt, connecting rod	12	16
	152530	Bushing, piston pin	12	16
	152838	Nut, connecting rod bolt	12	16
	152839	Lockplate, connecting rod nut	12	16
	157620	Bearing, connecting rod (std.)	12	16
	157621	Bearing, connecting rod (.010)	Use	
	157622	Bearing, connecting rod (.020)	As	
	157623	Bearing, connecting rod (.030)	As	
	157624	Bearing, connecting rod (.040)	Req'd	

Illust.	Cummins		No. Req.
Ref. No.	Part No.	Part Name	Per Eng.
Group A--All Models			V6 V8
	BM-90020	Piston assembly (std.)	6 8
	152180	Piston (smooth skirt, aluminum, taper piston pin boss)	6 8
	151770	Pin, piston	6 8
	157978	Ring, snap	12 16
	BM-90022	Piston assembly (.020)	6 8
	152182	Piston	6 8
	151770	Pin, piston	6 8
	157978	Ring, snap	12 16
	BM-90023	Piston assembly (.030)	6 8
	152183	Piston	6 8
	151770	Pin, piston	6 8
	157978	Ring, snap	12 16
	BM-90024	Piston assembly (.040)	6 8
	152184	Piston	6 8
	151770	Pin, piston	6 8
	157978	Ring, snap	12 16
	BM-79470	Ring set, piston (std.)	1 1
	BM-90010	Ring set, piston (std.)	6 8
	152460	Ring, compression (top)	6 8
	152470	Ring, compression	6 8
	152980	Ring, oil	6 8
	BM-79472	Ring set, piston (.020)	1 1
	BM-90012	Ring set, piston (.020)	6 8
	152462	Ring, compression (top)	6 8
	152472	Ring, compression	6 8
	152982	Ring, oil	6 8
	BM-79473	Ring set, piston (.030)	1 1
	BM-90013	Ring set, piston (.030)	6 8
	152463	Ring, compression (top)	6 8
	152473	Ring, compression	6 8
	152983	Ring, oil	6 8
	BM-79474	Ring set, piston (.040)	1 1
	BM-90014	Ring set, piston (.040)	6 8
	152464	Ring, compression (top)	6 8
	152474	Ring, compression	6 8
	152984	Ring, oil	6 8

FRONT COVER

Illust.	Cummins		No. Req.
Ref. No.	Part No.	Part Name	Per Eng.
Group A--All Models			V6 V8
S-112		Capscrew, front cover	4 4
156847		Cover, front	1 1
70645		Dowel, front cover (Master)	1 1
68568		Dowel, front cover (Diamond)	1 1
156995		Gasket, front cover	1 1
S-604		Lockwasher, front cover	4 4
141743		Seal, oil	1 1

Illust. Ref. No.	Cummins Part No.	Part Name	No. Req. Per Eng.	
Group A--All Models			V6	V8
159370		Camshaft (low mount fan)	1	
160840		Camshaft (high mount fan)	1	
156760		Camshaft (low mount fan)		1
159670		Camshaft (high mount fan)		1
151458		Gear, camshaft	1	1
159367		Bearing, camshaft thrust	1	1
S-316		Key, fan drive	1	1
Mounting Parts				
S-115		Capscrew, thrust bearing	2	2
68908-A		Lockplate, thrust bearing	2	2

C A M S H A F T K E Y S

162055	Key, camshaft (.006 offset)
162056	Key, camshaft (.012 offset)
161154	Key, camshaft (.019 offset)
162057	Key, camshaft (.024 offset)
162058	Key, camshaft (.030 offset)
162059	Key, camshaft (.036 offset)

C A M S H A F T C O V E R

Illust. Ref. No.	Cummins Part No.	Part Name	No. Req. Per Eng.	
Group A--All Models			V6	V8
	S-103-D	Capscrew, camshaft front cover	6	6
	152395	Cover, camshaft (low mount fan)	1	1
	157867	Cover, camshaft (high mount fan)	1	1
	153429	Gasket, camshaft front cover	1	1
	S-316	Key	1	1
	S-604	Lockwasher, camshaft front cover	6	6
	152892	Seal, camshaft front cover oil	1	1
	S-602	Washer, camshaft front cover	6	6
	161358	Cover, camshaft (crankshaft mounted fan)	1	

Illust. Cummins		No. Req.	
Ref. No.	Part No.	Part Name	Per Eng.
Group A--All Models			V6 V8
BM-78880		Tappet, injector (156962)	6 8
111272		Lockwire, tappet	6 8
114223		Pin, injector tappet roller	6 8
154571		Roller, injector tappet	6 8
BM-78879		Tappet and rivet	6 8
BM-78882		Tappet, valve (162743)	12 16
108186		Lockwire, tappet	12 16
153677		Pin, valve tappet roller	12 16
153679		Roller, valve tappet	12 16
BM-79919		Tappet and rivet	12 16
154221		Rod, valve and injector push	18 24
Mounting Parts			
156439		Spring, injector tappet	6 8
156438		Spring, valve tappet	12 16

ROCKER LEVERS

Illust.	Cummins		No. Req.
Ref. No.	Part No.	Part Name	Per Eng.
Group A--V6-1140			V6 V8
154109		Bracket, rocker lever shaft	6
154108		Bracket, rocker lever shaft	2
BM-78767		Lever, exhaust valve rocker (153983) (cast steel)	6
BM-78766		Lever and bushing (153983)	6
152937		Bushing, valve rocker lever	6
124333		Nut, adjusting screw	6
124326		Screw, adjusting	6
BM-78769		Lever, intake valve rocker (153982) (cast steel)	6
BM-78768		Lever and bushing (153982)	6
152937		Bushing, valve rocker lever	6
124333		Nut, adjusting screw	6
124326		Screw, adjusting	6
BM-78771		Lever, injector rocker (153981) (cast steel)	6
BM-78770		Lever and bushing (153981)	6
152936		Bushing, lever	6
124333		Nut, adjusting screw	6
124326		Screw, adjusting	6
BM-78772		Shaft, rocker lever (152200)	2
139412		Plug, rocker shaft	4
67282		Lockplate, locating screw	2
117183		Screw, rocker shaft locating	2
Group B--V8-185			
154109		Bracket, rocker lever shaft	8
154108		Bracket, rocker lever shaft	2
BM-78767		Lever, exhaust valve rocker (153983)	8
BM-78766		Lever and bushing (153983) (Cast iron)	8
152937		Bushing, lever	8
124333		Nut, valve rocker	8
124326		Screw, adjusting	8
BM-78769		Lever, intake valve rocker (153982)	8
BM-78768		Lever and bushing (153982) (Cast iron)	8
152937		Bushing, lever	8
124333		Nut, valve rocker	8
124326		Screw, adjusting	8

(Cont'd. on next page)

Illust.	Cummins		No. Req.
Ref. No.	Part No.	Part Name	Per Eng.
Group B--V8-185 - Cont'd.			V6 V8
BM-78771		Lever, injector rocker (153981)	8
BM-78770		Lever and bushing (153981) (Cast iron)	8
152936		Bushing, lever	8
124333		Nut, injector rocker	8
124326		Screw, adjusting	8
BM-79976		Shaft, rocker lever (156857)	2
161825		Plug	4
67282		Lockplate, locating screw	2
117183		Screw, rocker shaft locating	2

Illust.	Cummins		No.	Req.
Ref. No.	Part No.	Part Name	Per	Eng.
Group A--All Models			V6	V8
BM-78777		Head assembly, cylinder (152140)	2	
BM-79732		Head assembly, cylinder (157780)		2
S-2037		Half-collet, valve	48	64
43696-A		"O" ring	4	4
155441		Retainer, valve spring	24	32
153287		Seal, intake valve	12	16
162138		Spring, valve	24	32
154079		Valve, exhaust	12	16
154078		Valve, intake	12	16
BM-78776		Head assembly, cylinder (152140)	2	
BM-79731		Head assembly, cylinder (157780)		2
154220		Guide, crosshead	12	16
154946		Guide, valve	24	32
154390		Insert, exhaust valve seat	12	16
S-995		Plug, pipe	12	24
S-911-B		Plug, pipe	4	4
S-910-B		Plug, pipe	4	4
70459		Plug, fuse	2	2
154338		Sleeve, injector	6	8
154391		Insert, exhaust valve seat (.010)	Use	
154392		Insert, exhaust valve seat (.020)	As	
154393		Insert, exhaust valve seat (.030)		
154394		Insert, exhaust valve seat (.040)	Req'd	
Mounting Parts				
151763		Capscrew, cylinder head	20	26
154219		Capscrew, cylinder head	8	10
156879		Crosshead, valve	12	16
100973		Dowel, ring, cylinder head to block	4	4
153767		Dowel, ring, cylinder head	4	4
BM-78774		Gasket, cylinder head (156080)(.050 thick)	2	
BM-79721		Gasket, cylinder head (156673)(.050 thick)		2
156081		Grommet	10	12
156674		Grommet, push rod		2
156082		Grommet, oil and water	26	34
156146		Grommet, push rod opening	2	
131168		Retainer, grommet	26	34
S-273		Nut, adjusting screw	12	16
147389		Screw, adjusting	12	16
BM-78775		Tube, vent (153882)	2	2
S-1048-A		Connector, tube	8	8
S-1022-A		Nut, tube	8	8
153411		Washer, capscrew	28	36

Illust. Cummins		Part Name	No. Req.	
Ref. No.	Part No.		Per	Eng.
Group A--All Models			V6	V8
	101322	Cap, oil filler	1	1
	BM-78787	Cover and tube (L.B.)(filler or breather at rear)	1	
	154160	Cover, cylinder head	1	
	101264	Tube, oil filler	1	
	154160	Cover, cylinder head	1	
	BM-79715	Cover and tube (L.B.)		1
	156675	Cover, cylinder head		1
	101264	Tube, oil filler	1	
	156675	Cover, cylinder head		1
	161263	Cover, cylinder head (L.B.)(filler and breather at front)	1	
	161264	Cover, cylinder head (plain)	1	
	151065	Plate, instruction	1	
	159835	Plate, instruction		1
	S-2286	Screw, plate	4	4
Mounting Parts				
	108707	Capscrew, cover to head	16	20
	154019	Gasket, cover to head	2	
	157018	Gasket, cover to head		2
	S-601	Lockwasher, cover to head	16	20
	S-602	Washer, cover to head	16	20

C R A N K C A S E B R E A T H E R

Cummins		Part Name	No. Req.	
Illust.	Part No.		Per	Eng.
Ref. No.				
Group A--All Models			V6	V8
	154272	Breather, crankcase	1	1
	155997	Cover, breather	1	1
	123716	Element (FA-250)	1	1
	125015	Gasket, washer	1	1
	125019	Gasket, cover	1	1
	155998	Housing, filter	1	1
	125017	Nut, wing, cover	1	1
	125016	Washer, plain, cover	1	1
Group B--All Models				
	156779	Breather, crankcase (optional)	1	1
	156781	Body, breather	1	1
	155997	Cover, breather	1	1
	123716	Element, breather (FA-250)	1	1
	125015	Gasket, wing nut	1	1
	125019	Gasket, cover	1	1
	150663	Plug, stopper	1	1
	150662	"T" handle	1	1
	125016	Washer, cover	1	1

Illust. Ref. No.	Cummins Part No.	Part Name	No. Req. Per Eng.	
Group A--All Models			V6	V8
	S-109	Capscrew, plate to block	10	10
	S-104	Capscrew, cover to block	4	4
	S-126	Capscrew	2	5
	S-1141	Capscrew, cover to block	1	1
	108707	Capscrew, gear housing and flywheel housing	2	3
	9089	Dowel, gear housing to fuel pump front cover (Master)	1	1
	153807	Dowel, gear housing to fuel pump front cover (Diamond)	1	1
	154908	Gasket, gear housing to plate	1	1
	154907	Gasket, plate to block	1	1
	BM-78823	Housing, gear and flywheel (light weight starter)(157331)	1	1
	BM-90084	Housing, gear and flywheel (heavy weight starter)(154979)	1	1
	157639	Shield, oil slinger	1	1
	68909	Lockplate, plate to block	10	10
	S-604	Lockwasher, gear housing	13	23
	154961	Plate, gear housing	1	1
	152890	Seal, oil	1	1
	S-602	Washer, plain	13	23

Oversize Gear Housing Dowel part numbers shown in Cylinder Block Group.

Illust.	Cummins		No.	Req.
Ref. No.	Part No.	Part Name	Per	Eng.
Group A--All Models			V6	V8
S-119-A		Capscrew	1	1
S-120		Capscrew	1	1
S-103-D		Capscrew	6	8
S-181-B		Capscrew	3	3
S-119		Capscrew	3	3
153104		Gasket, oil pan	1	
157017		Gasket, oil pan		1
67946		Gasket, drain plug	2	2
S-605		Lockwasher	6	6
S-604		Lockwasher, pan to block	8	12
152448		Pan, oil (rear sump)(standard)	1	
156856		Pan, oil (rear sump)(standard)		1
110907		Plug, oil pan drain	2	2
S-915-A		Plug, pipe	2	2
S-911-B		Plug, pipe	1	1
S-626		Washer, plain	6	6
S-602		Washer	8	12

Illust.	Cummins		No.	Req.
Ref. No.	Part No.	Part Name	Per	Eng.
Group A--All Models			V6	V8
	158293	Dipstick	1	1
	158592	Tube, dipstick	1	1
	159272	Tube, dipstick	1	
	BM-79261	Tube and clamp, dipstick	1	1
	159389	Tube, dipstick (mounts behind R.B. rocker cover)	1	
	161918	Tube, dipstick (mounts at side of R.B. rocker cover with rear sump pan)	1	1
Mounting Parts				
	S-109	Capscrew	1	
	S-115	Capscrew	1	1
	158381	Clip	1	1
	S-604	Lockwasher, clip	1	1
	S-605	Lockwasher	1	
	158511	Clamp, tube	1	
	159390	Support, tube clip (use with 159389)	1	

Illust. Cummins	No. Req.
Ref. No. Part No. Part Name	Per Eng.

Group A Model--V6-140

V6 V8

BM-78868	Pump, lubricating oil	1
BM-79989	Body and bushing (157811)	1
68586	Bushing, drive shaft	2
S-107	Capscrew, cover to body	4
S-134	Capscrew, cover to body	2
BM-78863	Cover and tube (157813)	1
157844	Gasket, cover to body	1
158170	Plunger, pressure regulator	1
S-16247	Ring, snap	1
161013	Spring, plunger	1
S-670	Washer, plain	1
151832	Gear, lubricating pump drive (main)	1
151629	Gear, lubricating pump drive	1
BM-78864	Gear, lubricating pump idler (151630)	1
126457	Bushing, idler gear	1
68908-A	Lockplate, cover to body	6
152804	Shaft, idler	1
155097	Shaft, drive	1

Mounting Parts

S-112	Capscrew, pump to block	3
68908	Lockplate, pump to block	3

Group B Model--V8-185

Same as Group A except parts shown below:

BM-79925	Pump, lubricating oil	1
BM-90162	Body and bushing (156881)	1
BM-79921	Cover and tube (160386)	1
68588	Gear, lubricating pump drive	1
BM-79922	Gear, lubricating pump idler (160308)	1
156961	Shaft, drive	1
156962	Shaft, idler	1

Illust.	Cummins		No. Req.
Ref. No.	Part No.	Part Name	Per Eng.
Group A--All Models			V6 V8
BM-78871		Filter, lubricating oil	1 1
156699		Cartridge	1 1
----		Gasket, cartridge	1 1
153525		Disc, filter	1 1
BM-78870		Can, filter	1 1
156708		Bolt, center	1 1
156707		Can, filter	1 1
8265		Gasket, bolt	1 1
S-910-B		Plug, pipe	1 1
S-16245		Ring, snap	1 1
153518		Seal, bolt	1 1
153519		Spring, cartridge	1 1
153521		Support, cartridge	1 1
153520		Washer, bolt	1 1
156562		Head, filter	1 1
156617		Ring, sealing, head	1 1
S-910-B		Plug, pipe, head	1 1
156676		Ring, snap, disc	1 1
153524		Spring, by-pass	1 1
S-689		Washer, disc	1 1
Mounting Parts			
S-148-C		Capscrew, filter to block	2 2
105831		Capscrew, filter to block	2 2
S-165		Capscrew, filter to block	2 2
S-194		Capscrew, filter to block	1 1
156778		Gasket, filter to block	1 1
S-604		Lockwasher, filter to block	7 7
S-602		Washer, filter to block	5 5
127362		Washer, flat	2 2
161265		Block, junction (use remote mounted filter)	1 1
161266		Gasket, junction block	1 1

W A T E R P U M P

Illust. Ref. No.	Cummins Part No.	Part Name	No. Req. Per Eng.	
Group A--All Models		(LOW MOUNT FAN)	V6	V8
	BM-78827	Pump, water	1	1
	70171	Bearing, ball	1	1
	115512	Bearing, ball	1	1
	152297	Body, water pump	1	1
	BM-78826	Impeller, water pump (153032)	1	1
	143913	Film, bonding	1	1
	135079	Seat, water pump (Impeller ceramic)	1	1
	160523	Pulley, water pump	1	1
	70183	Retainer, bearing	1	1
	160586	Ring, retaining	1	1
	144306	Seal, water pump	1	1
	160522	Shaft, water pump	1	1
	153196	Washer, bearing	1	1
		Mounting Parts		
	S-911-B	Plug, pipe	1	1
	S-915-A	Plug, pipe	1	1
	70885	Belt, water pump	1	1
	108707	Capscrew, water pump	4	4
	153414	Gasket, water pump to block	1	1
	S-604	Lockwasher, pump to block	4	4
Group E--All Models				
	BM-	Pump, water (part number not released)	1	
	152297	Body, water pump	1	
	160898	Pulley, water pump	1	

Illust. Ref. No.	Cummins Part No.	Part Name	No. Per	Req. Eng.
Group A--All Models		(HIGH MOUNT FAN)	V6	V8
	BM-79313	Pump, water	1	1
	70171	Bearing, ball	1	1
	115512	Bearing, ball	1	1
	152297	Body, water pump	1	1
	BM-78826	Impeller (153032)	1	1
	143913	Film, bonding	1	1
	135079	Seat, water pump impeller (ceramic)	1	1
	S-915-A	Plug, pipe	1	1
	S-911-B	Plug, pipe	1	1
	160907	Pulley, water pump	1	1
	160586	Ring, retaining	1	1
	144306	Seal, water pump	1	1
	160522	Shaft, water pump	1	1
	153196	Washer, bearing	1	1
		Mounting Parts		
	108707	Capscrew, water pump to block	4	4
	153414	Gasket, water pump to block	1	1
	S-604	Lockwasher, water pump to block	4	4
	S-915-A	Plug, pipe	1	1
	S-911-B	Plug, pipe	1	1

Illust. Ref. No.	Cummins Part No.	Part Name	No. Req. Per Eng.	
Group A--All Models		(LOW MOUNT)	V6	V8
	BM-78783	Hub, fan (156574, 156573)	1	1
		Mounting Parts		
	S-100-A	Capscrew	1	1
	S-609	Lockwasher	1	1
	153799	Washer, fan hub	1	1
		(HIGH MOUNT)		
	BM-79315	Hub, fan	1	1
	143116	Bearing	1	1
	116759	Bearing	1	1
	143108	Gasket	1	1
	159669	Pulley, hub	1	1
	67532	Nut	1	1
	146650	Nut	1	1
	S-510	Pin	1	1
	S-911-B	Plug, pipe	2	2
	106276	Seal, oil	1	1
	149369	Shaft	1	1
	146651	Washer, clamp	1	1
	67526	Washer	2	2
	66912-1D	Screw, fan adjusting	1	1
	143085	Spacer (1/4")	1	
	146653	Spacer (3/4")		1
	154805	Belt, fan (matched set)	2	2

V6-140, V8-185 THERMOSTAT HOUSING AND
WATER CONNECTION

Page 25

Illust.	Cummins		No. Req.	
Ref. No.	Part No.	Part Name	Per	Eng.
Group A--All Models			V6	V8
158217		Bracket, lifting	2	2
S-112		Capscrew, cover	2	2
S-112		Capscrew	5	5
S-109		Capscrew	12	12
108707		Capscrew	2	2
S-104		Capscrew	1	1
43828-B		Clamp, hose	2	2
BM-78808		Connection, water crossover (L.B.)	1	1
BM-78809		Connection, water crossover (R.B.)	1	1
153056		Cover, thermostat housing	1	1
157290		Gasket, thermostat housing to cylinder head	1	1
157290		Gasket, cover plate to cylinder head	3	3
153431		Gasket, cover to thermostat housing	1	1
153704		Gasket, water crossover (L.B.)	1	1
156378		Gasket, water crossover (R.B.)	2	2
S-604		Lockwasher	27	27
9539-A		Hose	1	1
152513		Housing, thermostat	1	1
161754		Plate, cylinder head cover (R.B. rear)	1	1
152398		Plate, cylinder head cover (L.B. front)	1	1
152397		Plate, cylinder head cover (L.B. rear)	1	1
S-915-A		Plug, pipe	1	1
S-908		Plug, pipe	1	1
111333		Thermostat (160°-175°)	1	1
158226		Thermostat (glow plug) (optional)	1	1

Illust.	Cummins		No. Req.	
Ref. No.	Part No.	Part Name	Per	Eng.
Group A--All Models			V6	V8
153641		Manifold, intake	2	
156618		Manifold, intake (std.)		2
156619		Manifold, intake (optional)(same as 156618 except has boss and 5/16" hole-tapped)		2
160508		Plate, push tube cover (L.P.)(low mounted fan)	1	
160509		Plate, push tube cover (R.B.)		1
159267		Plate, push tube cover		2
Mounting Parts				
S-174-B		Capscrew, manifold to cover	12	16
S-110		Capscrew	17	36
160510		Gasket, plate	2	
157015		Gasket, plate		2
154415		Gasket, intake manifold	2	
156996		Gasket, intake manifold		2
S-604		Lockwasher	12	16
S-605		Lockwasher	17	36
S-602		Washer, plain	17	36
S-626		Washer, plain	17	36

Illust.	Cummins		No. Req.
Ref. No.	Part No.	Part Name	Per Eng.
Group A--All Models			V6 V8
	161029	Connection, air crossover	1
	156670	Connection, air crossover	1
	155306	Connection, air inlet (L.B.)(optional)	1 1
Mounting Parts			
	S-103-D	Capscrew, connection	8 8
	153711	Gasket, air connection	2 2
	S-604	Lockwasher, connection	8 8
	66030	Plug, pipe	1 1
	S-602	Washer, plain, connection	8 8
	S-932-B	Nipple, pipe	1
	9056	Washer	1

E X H A U S T M A N I F O L D

Illust.	Cummins		No.	Req.
Ref. No.	Part No.	Part Name	Per	Eng.
Group A--All Models			V6	V8
152918		Manifold, exhaust (std)(front down)	2	
152919		Manifold, exhaust (same as 152918 except has 7/16" hole - tapped)	2 2	
156681		Manifold, exhaust (std)(center outlet)		2
156682		Manifold, exhaust (optional)(same as 156681 except has 7/16" hole)		2
161486		*Manifold, exhaust (L.B.)	1	
161487		*Manifold, exhaust (R.B.)	1	
Mounting Parts				
S-172-B		Capscrew, manifold to head	12	16
153430		Gasket, exhaust manifold	6	8
109003		Lockplate, manifold to head	12	16
157245		Gasket, exhaust manifold outlet	2	2
158351		Flange, exhaust outlet	2	2

* Outlet Front and Down.

Illust.	Cummins		No. Req.
Ref. No.	Part No.	Part Name	Per Eng.
Group A--All Models		(LESS COMPRESSOR)	V6 V8
BM-79295		Drive, fuel pump	1 1
151457		Gear, drive	1 1
BM-79294		Housing, fuel pump (159155)	1 1
147610		Bushing	2 2
155325		Shaft, fuel pump drive	1 1
140896		Seal, oil	1 1
BM-79293		Pulley, drive (159153)	1 1
70755		Sleeve	1 1
		Mounting Parts	
S-174-B		Capscrew	2 2
S-112-B		Capscrew	2 2
153433		Gasket	1 1
S-604		Lockwasher	4 4

Illust.	Cummins		No. Req.
Ref. No.	Part No.	Part Name	Per Eng.
Group A--All Models		(7 1/4" C. F. M.)	V6 V8
BM-78902		Compressor, air	1 1
S-155-A		Capscrew, head to crankcase	4 4
BM-78899		Crankcase, compressor (152663)	1 1
147610		Bushing, crankshaft	1 1
152780		Crankshaft, compressor	1 1
154018		Gasket, head to crankcase	1 1
153432		Gasket, support to crankcase	1 1
151457		Gear, fuel pump drive	1 1
BM-78696		Head and cover	1 1
153966		Body, unloader valve	1 1
S-107		Capscrew, body to head	2 2
153964		Cover, head	1 1
154996		Gasket, cover to head	1 1
153965		Head, compressor	1 1
S-605		Lockwasher, body to head	2 2
128085		"O" ring, intake valve	1 1
128086		"O" ring, exhaust valve	1 1
124229		"O" ring, unloader valve	1 1
S-908		Plug, head	1 1
144714		Seat, exhaust valve	1 1
145028		Seat, intake valve	1 1
127936		Seal, plunger	1 1
150631		Spring, unloader valve	1 1
128080		Spring, exhaust valve	1 1
144308		Spring, intake valve	1 1
127940		Valve, exhaust	1 1
144948		Valve, intake	1 1
109557		Washer, body to head	2 2
S-605		Lockwasher, head to crankcase	4 4
136403		Nameplate, serial number	1 1
160047		Nameplate	1 1
S-965-E		Plug, pipe, crankshaft	2 2
BM-77410		Piston (standard)	1 1
146250		Piston	1 1
119810		Pin, piston	1 1
119859		Ring, snap	2 2
BM-77420		Ring set, piston (standard)	1 1
147630		Ring, compression	2 2
147620		Ring, oil	1 1
157860		Rod, connecting	1 1
S-2267		Screw, nameplate	2 2
152808		Support, crankshaft	1 1
S-626		Washer, plain, head to crankcase	4 4

(Cont'd. on next page)

Illust. Ref. No.	Cummins Part No.	Part Name	No. Req. Per Eng.	
		(7 1/4" C. F. M.)	V6	V8
BM-77411		Piston (.010)	1	1
146251		Piston	1	1
BM-77412		Piston (.020)	1	1
146252		Piston	1	1
BM-77413		Piston (.030)	1	1
146253		Piston	1	1
BM-77421		Ring set, piston (.010)	1	1
147631		Ring, compression	2	2
147621		Ring, oil	1	1
BM-77422		Ring set, piston (.020)	1	1
147632		Ring, compression	2	2
147622		Ring, oil	1	1
BM-77423		Ring set, piston (.030)	1	1
147633		Ring, compression	2	2
147623		Ring, oil	1	1
157861		Rod, connecting (.010)	1	1
S-182-B		Capscrew, connection to head	1	1
S-105-C		Capscrew, connection to head	1	1
158295		Connection, air (optional)	1	1
156711		Connection, air (standard)		1
157911		Gasket, connection to head	1	1
S-600		Lockwasher, connection to head	2	2
S-631		Washer, connection to head	2	2
157894		Connection, air (standard)	1	
		Mounting Parts		
S-1002-A		Body, flexible	3	3
S-137		Capscrew, compressor to gear cover	2	2
S-199-A		Capscrew, compressor to gear cover	2	2
43828-A		Clamp, hose	2	2
S-1058		Connection, tube	1	1
S-1005-A		Elbow	1	1
153433		Gasket, support to gear cover	1	1
61554		Hose	1	1
S-604		Lockwasher, compressor to gear cover	4	4
161028		Tube, air supply	1	
157091		Tube, air supply		1
S-1027-A		Nut, tube	2	2
161755		Tube, water supply	1	1
156477		Tube, water drain	1	1
S-1003-A		Sleeve, tube	4	4
S-1004-A		Sleeve, tube	4	4

Illust. Cummins			No. Req.
Ref. No.	Part No.	Part Name	Per Eng.
Group A--All Models			V6 V8

MODELS NOT RELEASED TODATE

Mounting Parts

159154	Plate, mounting	1	1
159676	Pulley, driven	1	1
159719	Belt, drive	1	1

Illust.	Curmins		No. Req.	
Ref. No.	Part No.	Part Name	Per	Eng.
Group A--All Models			V6	V8
106835		Cleaner, air (10 1/2" diameter - dry type)	1	1
107125		Cover, shell	1	1
106838		Element assembly	1	1
107126		Gasket, element	1	1
107127		Gasket, flange	1	1
107128		Shell, cleaner	1	1
122121		Spring, cover clamp	3	3
Mounting Parts				
106124		Adapter, air cleaner	1	1
140311		Clamp, hose	4	4
103806		Hose, flexible	2	2
107091		Strap, cleaner	2	2

Illust.	Cummins		No. Req.
Ref. No.	Part No.	Part Name	Per Eng.

V6 V8

Electrical Equipment is not manufactured by the Cummins Engine Company, Inc. Complete service for Electrical Equipment may be obtained from the manufacturers, The Delco-Remy Company at Anderson, Indiana, The Leece-Neville Company at Cleveland, Ohio, The Electric Autolite Company at Toledo, Ohio, or from their service stations. Address of nearest service station may be obtained from the manufacturer.

ALTERNATORS

156909	Alternator, 12 V, 40 amp., negative ground (Autolite Company - ABB-5101-S)	1	
156959	Alternator, 12 V, 42 amp., negative ground (Delcotron - DR-1100629)	1	
155186	Alternator, 12 V, 55 amp., negative ground (Autolite Company - ALH-51015)	1	

BAFFLE

114039	Baffle, generator (standard)	1	1
--------	------------------------------	---	---

BELT

70885	Belt, generator drive (low mount fan)	1	
111725	Belt, generator drive (low mount fan)		1

BRACKETS

158215	Bracket, generator (std) (low mount fan)	1	
159898	Bracket, generator (std) (low mount fan)		1
159865	Bracket, alternator (for 156959 alternator) (low mount fan)	1	
159874	Bracket, alternator (for 156909 alternator) (low mount fan)	1	
159897	Bracket, generator (high mount fan)	1	1
158216	Bracket, adjusting link (std) (low mount fan)	1	1
159873	Bracket, adjusting link (for 156908, 156959 alternator)(low mount fan)	1	

(Cont'd. on next page)

Illust.	Cummins		No. Req.
Ref. No.	Part No.	Part Name	Per Eng.
		FAN	V6 V8
	113938	Fan, generator (std)	1 1
	156958	Fan, alternator (DR1940994)	1 1
		GENERATOR	
	113910	Generator, 12 V, 30 amp., (DR-1102040)	1 1
		LINKS	
	158214	Link, generator adjusting (std) (low mount fan)	1 1
	159872	Link, alternator adjusting (Delco alternator)	1
	160836	Link, generator adjusting (high mount fan)	1 1
		PULLEYS	
	159864	Pulley, generator drive	1
	159543	Pulley, generator drive (low mount fan)(std)	1
	159554	Pulley, generator drive (low mount fan)(std)	1
	159698	Pulley, generator drive (high mount fan)	1
	161278	Pulley, generator drive	1

(Cont'd. on next page)

Illust. Ref. No.	Cummins Part No.	Part Name	No. Req. Per Eng.	
REGULATORS			V6	V8
156916		Regulator, voltage and relay, negative ground (Autolite - VBY6201AA)	1	
156960		Regulator, voltage and relay, negative ground (DR-1119507)	1	
115572		Regulator, voltage (DR-1118839)(std)	1	1
SPACERS				
161069		Spacer		1
159697		Spacer, generator bracket		1
SWITCHES				
156650		Switch, heater and starter	1	1
102846		Switch, key	1	1
145027		Switch, magnetic	1	1
Mounting Parts				
S-115		Capscrew, bracket	3	
S-119		Capscrew	2	5
S-102		Capscrew	3	1
103009		Capscrew	1	1
S-221		Nut, swivel bolt	2	2
S-217		Nut, bracket	1	1
S-610		Lockwasher	1	1
S-605		Lockwasher	8	8
S-626		Washer, plain	8	8
S-622		Washer, plain	1	1
S-1319		Screw, baffle to generator	4	4

(Cont'd. on next page)

Illust.	Cummins		No.	Req.
Ref. No.	Part No.	Part Name	Per	Eng.
		STARTING MOTOR	V6	V8
155078		Motor, starting, 12 volt (for 40° or over) (Delco-Remy - DR-1113160-11)	1	1
159183		Motor, starting, 12 volt (for under 40°F) (Delco-Remy - DR-1113633)	1	1
		Mounting Parts		
108707		Capscrew, mounting (less spacer)	3	3
S-604		Lockwasher, mounting	3	3

Illust.	Cummins		No. Req.
Ref. No.	Part No.	Part Name	Per Eng.

Flywheels and Ring Gears have been designed to adapt the Cummins Diesel Engine to hundreds of different installations. For this reason, these assemblies are not listed.

Your Cummins Distributor will record Flywheel Assembly and Ring Gear part numbers in the front of this book. Use this information when ordering a Flywheel and Ring Gear to replace original equipment.

Group A--All Models

V6 V8

156564	Capscrew, gear cover and flywheel housing	6	3
142207	Dowel, flywheel	1	1

ROCKFORD

BM-78925	Flywheel and gear	13"
156602	Flywheel	1 plate
154849	Gear, ring	

Illust.	Cummins		No. Req.
Ref. No.	Part No.	Part Name	Per Eng.
Group A--All Models			V6 V8
	156777	Support, front engine	1 1
	153881	Bracket, front support (single point)	1
Mounting Parts			
	S-137	Capscrew, front engine support	4 4
	S-604	Lockwasher, front engine support	4 4

G A U G E S

66733	Gauge, lubricating oil pressure	1 1
-------	---------------------------------	-----

G A S K E T S E T S

Illust.	Cummins			No. Req.
Ref. No.	Part No.	Part Name		Per Eng.
Group A--All Models			V6	V8
	BM-79986	Gasket set, engine	1	
	BM-79987	Gasket set, engine		1
	BM-79985	Gasket set, cylinder head	1	
	BM-79988	Gasket set, cylinder head		1
	BM-68356	Gasket set, fuel pump	1	1

Illust.	Cummins			No. Req.
Ref. No.	Part No.	Part Name		Per Eng.

Each Cummins PT Fuel Pump is calibrated to obtain the best performance and fuel economy for your engine. Your Cummins Distributor or Dealer has the special tools required for complete rebuild and calibration. Caution: Do Not Disturb the fuel regulator settings or the throttle screw settings as serious damage to your engine may result. Right Hand engines require Left Hand fuel pumps.

Group A--All Models		FUEL PUMP	V6	V8
BM-78842	Pump, fuel		1	
BM-79740	Pump, fuel			1
FUEL PUMP HOUSING				
BM-78839	Housing, shaft and drive		1	
BM-78838	Housing, fuel pump (158137)		1	
MAINSHAFT, COVER AND GOVERNOR				
BM-78841	Cover and governor		1	1
BM-78840	Cover and seal (152894)		1	1
FUEL PUMP MOUNTING PARTS				
S-120	Capscrew, fuel pump to compressor		2	2
109859	Coupling, spider (rubber)		1	1
153706	Gasket, fuel pump to compressor		1	1
S-604	Lockwasher, fuel pump to compressor		2	2
S-602	Washer, fuel pump to compressor		2	2
FUEL PUMP DAMPER				
BM-76340	Damper, fuel		1	1
153336	Body, damper		1	1
S-170-C	Capscrew, damper to gear pump		2	2
139834	Diaphragm		1	1
S-698	Lockwasher, damper to gear pump		2	2
139988	"O" ring		1	1
100099	"O" ring		1	1
153338	Plate, damper		1	1
151900	Seal, damper to gear pump		1	1
70704	Washer, damper to gear pump		2	2

(Cont'd. on next page)

Illust.	Cummins		No. Req.
Ref. No.	Part No.	Part Name	Per Eng.
Group A--All Models		INJECTORS	V6 V8
BM-78889		Injector assembly	6 8
BM-		Body and plunger (154830)	6 8
147626		Ball, check	6 8
136042		Clamp, injector screen	6 8
147559		Gasket, retainer	6 8
154467		Link, injector plunger	6 8
148338		Plug, orifice	6 8
136749		Screen, body	6 8
147558		Retainer, ball	6 8
BM-78888		Cup, injector (154889)	6 8
62410		Gasket, cup	6 8
70775		"O" ring, cup	6 8
148524		Guide, injector spring	6 8
9337		Spring, injector	6 8
		Mounting Parts	
S-137		Capscrew, injector	6 8
157825		Clamp, injector to head	6 8
S-604		Lockwasher, injector	6 8
101754		"O" ring, injector	18 24
		SHUTDOWN VALVE - CUMMINS	
BM-69973		Valve, shutdown (12 volt)	1 1
S-1214		Capscrew, coil to housing	4 4
134072		Coil assembly	1 1
S-257		Nut, terminal	1 1
129826		Housing, valve	1 1
129838		Knob, manual override	1 1
S-607		Lockwasher, coil to housing	4 4
129888		"O" ring, coil to housing	1 1
114791		"O" ring, shaft	1 1
70295		Plug, pipe	1 1
143679		Shaft, manual override	1 1
129839		Shield, fuel	1 1
129768		Spring	1 1
129827		Valve	1 1

(Cont'd. on next page)

Illust.	Cummins		No. Req.
Ref. No.	Part No.	Part Name	Per Eng.
Group A--All Models		SHUTDOWN VALVE (CONT'D)	V6 V8
Mounting Parts			
S-189-C		Capscrew, valve to housing	2 2
S-1027		Connection, outlet	1 1
S-600		Lockwasher, valve to housing	2 2
154087		"O" ring, valve to housing	1 1
FUEL TUBING			
148376		Connector	2 2
S-1008-1		Connector, tube	2 2
S-1028		Elbow	1 1
158134		Tube, fuel supply	1
BM-73254		Tube, shut-off valve to head	1
S-1023-A		Nut, tube	2 2
158135		Tube, supply (R.B. to L.B.)	1 1
S-1023-A		Nut, tube	2 2
158136		Tube, drain (R.B. to L.B.)	1 1
S-1051		Nut, tube	2 2
156476		Connector, fuel	1
158268		Ferrule, fuel supply line (optional)	1
158269		Nut, union, fuel supply	1
FUEL FILTER			
BM-59497		Filter, fuel	1 1
BM-59481		Head, filter	1 1
126516		Bolt, head	1 1
142784		Head, filter	1 1
127506		"O" ring	1 1
BM-68635		Kit, cartridge	1 1
138627		Cartridge, filter	1 1
127506		"O" ring	1 1